

GRAND FLIE



The Nutcracker: Finger Puppets



**BIRMINGHAM
ROYAL BALLET**

How to make your Nutcracker finger puppets of the Sugar Plum Fairy and the Nutcracker doll:

1. Print off this sheet, and colour in the two characters.
2. Glue the sheet face up onto a piece of thin cardboard. The back of an empty cereal box should be perfect.
3. Ask an adult to cut around the dotted line, and make two holes in each puppet where highlighted.
4. Now pop your fingers through the holes to make the characters' legs, and waggle them about to make them dance!





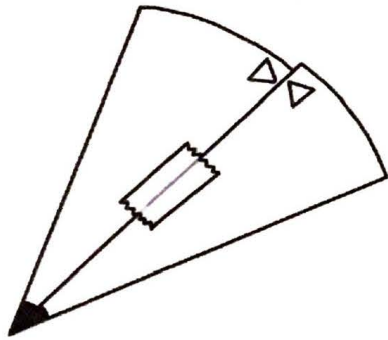
The Nutcracker: Finger Puppets



**BIRMINGHAM
ROYAL BALLET**

How to make your King Rat finger puppet:

1. First, ask an adult to help you cut out the template below.
2. Roll the shape into a cone, with the rat's nose as the point.
3. Slowly make the cone tighter, until the two white triangles meet one another.
4. Secure the cone with a small piece of tape on the inside, then do the same on the outside beneath the rat's chin.
5. Put on your puppet by gently pushing your index finger into the cone. Wiggle your finger to make his head move. You can also use your thumb




The Nutcracker: Finger Puppets



**BIRMINGHAM
ROYAL BALLET**

How to make your Nutcracker finger puppets of Clara and the Russian dancer:

1. Print off this sheet, and colour in the two characters.
2. Glue the sheet face up onto a piece of thin cardboard. The back of an empty cereal box should be perfect.
3. Ask an adult to cut around the dotted line, and make two holes in each puppet where highlighted.
4. Now pop your fingers through the holes to make the characters' legs, and waggle them about to make them dance!






**BIRMINGHAM
ROYAL BALLET**

THE NUTCRACKER MAZE

The Nutcracker Doll is locked in combat with the fearsome King Rat. Help Clara find her way across the floor to help her friend, avoiding all the other rats as you go!






Dress
This
Down

21.1987


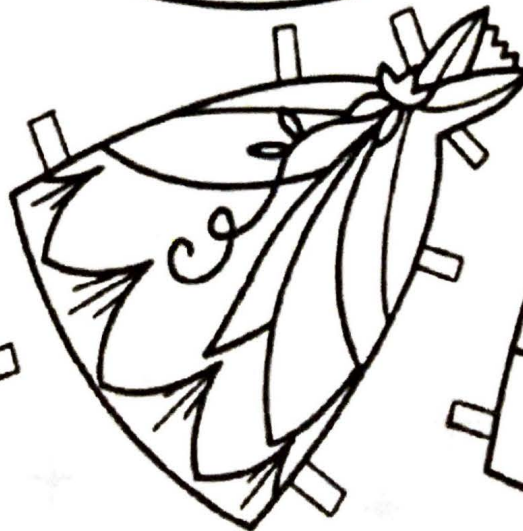




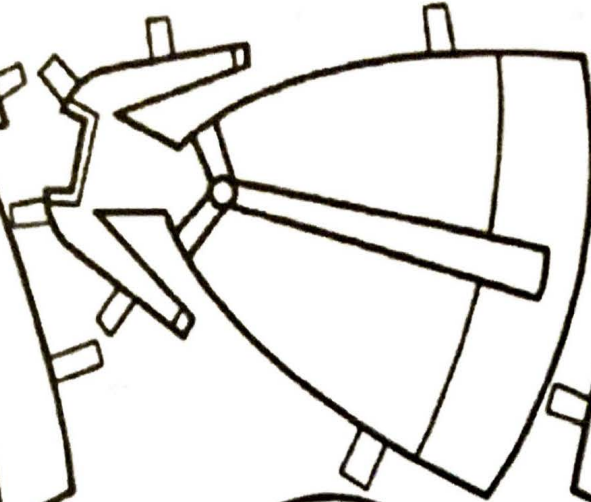

14

Handwritten notes in cursive script, partially obscured and difficult to read.



Paper Doll By
Judy M Johnson
Outfits by
Melissa Smith

Every girl is a Princess!



Paper Dolls
by Cory Jensen



KATARINA *Ballerina*



By **TILER PECK**
& **KYLE HARRIS**

ILLUSTRATED BY SUMITI COLLINA

Name _____

Date _____



Ballet Code breakers

Break the code using the information below. Find each coded letter on the top row, and read down to break the code.

0	1	2	3	4	5	6	7	8	9	10	11	12	13	14	15	16	17	18	19	20	21	22	23	24	25
N	R	L	I	Q	C	Z	H	X	B	O	K	M	E	T	V	G	S	P	A	U	J	F	Y	D	W



9 19 2 2 13 14 / 9 20 0 _____

24 13 16 19 16 13 _____

14 13 0 24 20 _____

17 14 1 13 14 5 7 _____

18 2 3 13 _____

1 10 0 24 / 24 13 / 21 19 12 9 13 _____

14 20 14 20 _____

16 1 19 0 24 / 9 19 14 14 13 12 13 0 14 _____

22 10 0 24 20 _____

1 13 7 13 19 1 17 19 2 _____